

# ETHOS

## ETHOS 4080

### Laser Level



## Operating Instructions

# Safety

Read the Safety instructions and User Manual thoroughly before using this product. All users must fully understand and adhere to these instructions.

## CAUTION:

- While the product is in operation, be careful not to expose your eyes to the emitting laser beam. Exposure to a laser beam for an extended time may be hazardous to your eyes.
- Glasses may be supplied in some of the laser tool kits. These are NOT certified safety glasses. These glasses are ONLY used to enhance visibility of beam in brighter environments or at greater distances from laser source.

## WARNING:

The following label/print samples are placed on the product to inform of the laser class for your convenience and safety.

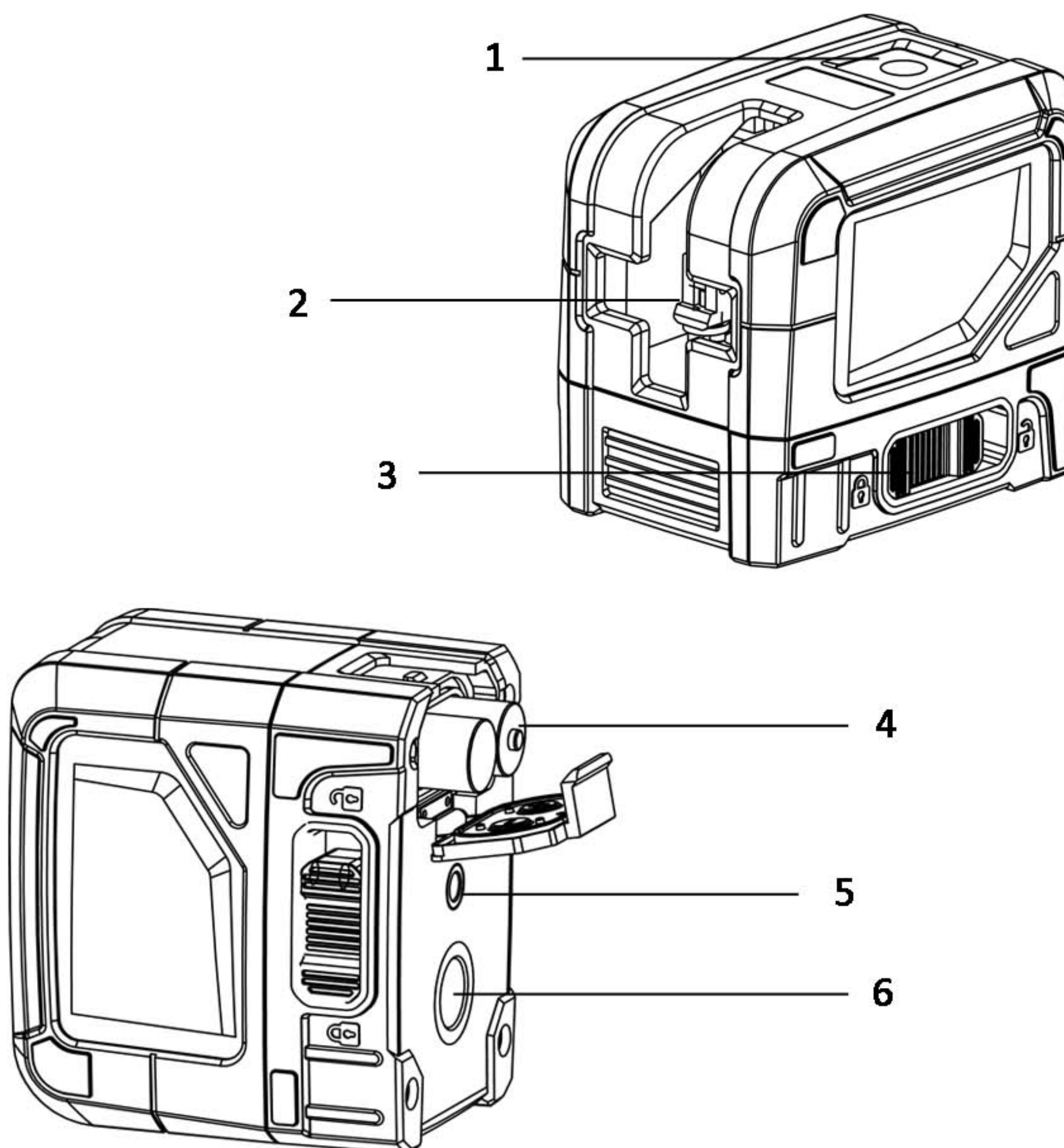


- Do not stare directly into the beam or view directly with optical instruments or set up the laser at eye level.
- Do not disassemble the laser tool. There are no user serviceable parts inside.
- Do not modify the laser in any way. Modifying the tool may result in hazardous Laser Radiation Exposure.
- Do not operate the laser around children or allow children to operate the laser. Serious eye injury may result.
- An exposure to the beam of a Class 2 laser is considered safe for a maximum of 0.25 seconds. Eyelid reflexes will normally provide adequate protection.

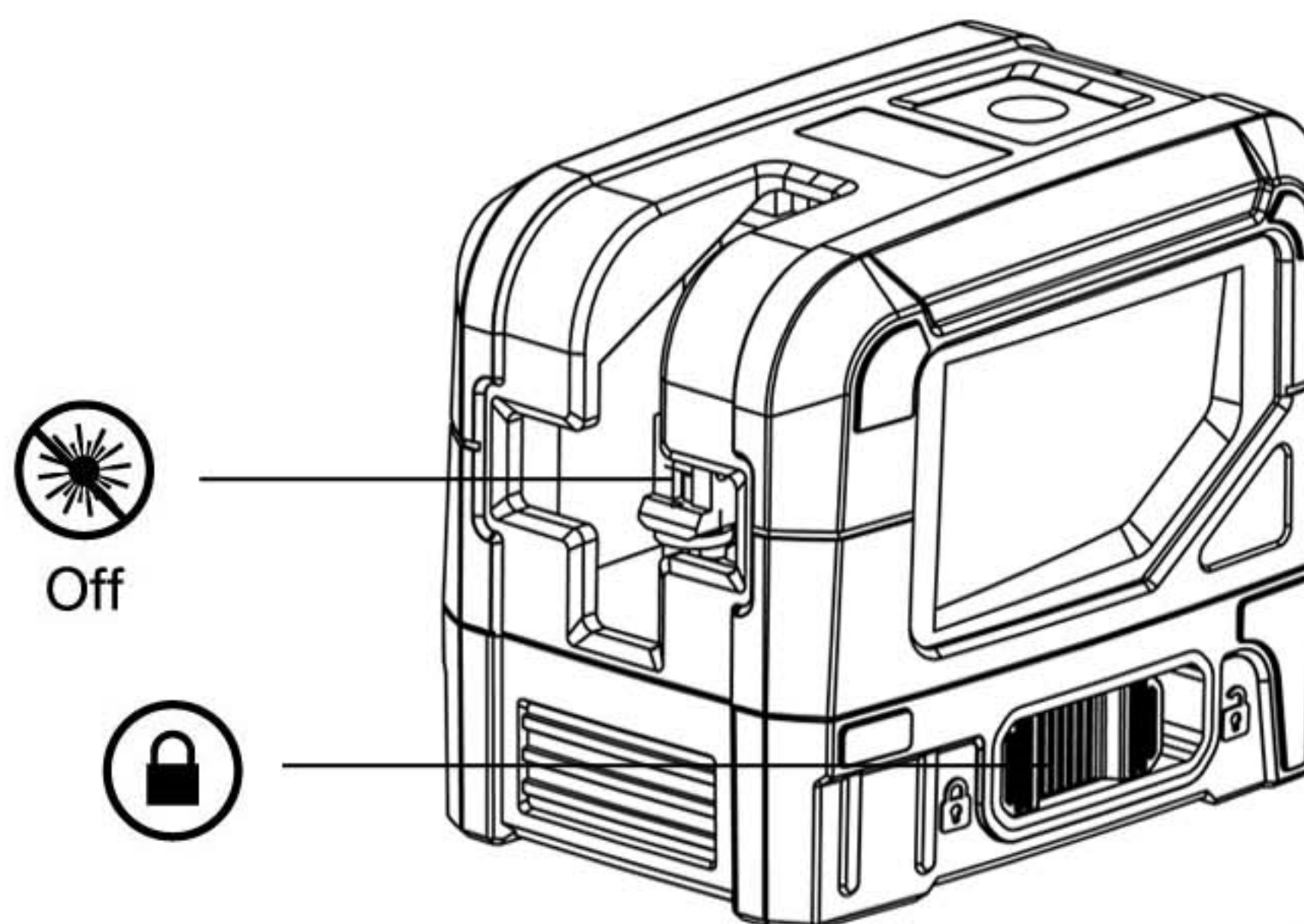
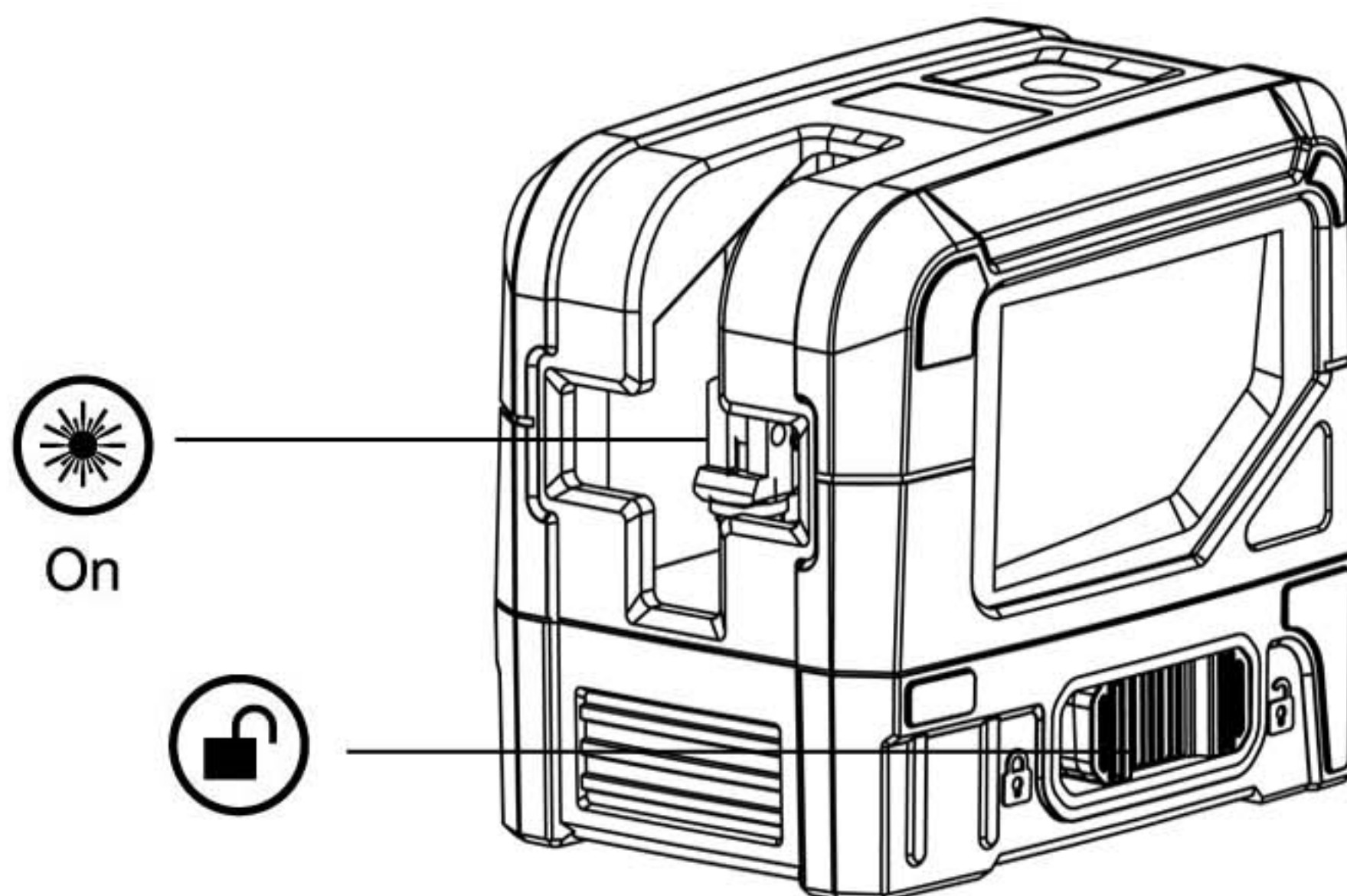


# Product Overview

1. Keypad
2. Laser windows
3. Power/Lock
4. Battery Compartment
5. 1/4"-20 Mounting Thread
6. 5/8"-11 Mounting Thread/Down laser window



# Operation Mode



Self-Levelling



**2x**



## **General Notes:**

- Press or slide locking switch to turn laser tool ON; short press to turn laser tool OFF when the laser tool is locked with pendulum.

## **Self-leveling Mode**

- is enabled when the laser tool is switched to the unlocked position.
- has laser beam(s) blink fast at 2 Hz when tool is out of self-leveling range.
- allows proper use of tool's full time pulse mode with laser detector.

## **Manual Mode**

- is enabled when the pendulum lock is in its locked position to position the laser tool at various angles to project non-level straight lines or points.
- disables self-leveling operations; Accuracy of the beam(s) is not guaranteed to be level, and laser beam(s) will blink about every 5 seconds.

## **User Guide, Maintenance and Care**

- The laser tool is sealed and calibrated at the plant to the accuracies specified.
- It's recommended to carry out a accuracy check before its first use and periodic checks during future use especially for precise layouts.
- When not in use please power OFF the tool and place the pendulum lock in its locked position.
- In Manual Mode, self leveling is OFF. The accuracy of the beam is not ensured to be level.
- Do not short any battery terminals or charge alkaline batteries or dispose of batteries in fire.
- Do not mix old and new batteries. Replace all of them at the same time with new batteries of the same brand and type.
- Keep batteries out of reach of children.
- Remove batteries if the tool will not be used for several months.



- Do not store the laser tool in direct sunlight or expose it to high temperatures. The housing and some internal parts are made of plastics and may become deformed at high temperatures.
- Exterior plastic parts may be cleaned with a damp cloth. Although these parts are solvent resistant, NEVER use solvents. Use a soft, dry cloth to remove moisture from the tool before storage.
- Store the tool in its case when not in use. If storing for extended time, remove batteries before storage to prevent possible damage.
- Do not dispose of this product with household waste.
- Always dispose of batteries per local code.
- Please recycle in line with local provisions for the collection and disposal of electrical and electronic waste under the WEEE Directive.

## **Specifications - Red Beam**

Laser Class: Class 2 (IEC/EN60825-1/2014)

Laser Wavelength: 636±5nm

Leveling Accuracy: ±4.5mm/15m

Horizontal/Vertical Accuracy: ±4.5mm/15m

Leveling/Compensation Range: 4°±1°

Up Plumb Accuracy: 3mm/10m

Down Plumb Accuracy: 5mm/10m

Working Distance (Dot/Line): 20m

Operating Time: 10 Hours

Power Source: 2x"AA" (LR6)

IP Rating: IP54

Operation Temperature Range: -10°C – +50°C

Storage Temperature Range: -25°C – +70°C

## Specifications - Green Beam

Laser Class: Class 2 (IEC/EN60825-1/2014)

Laser Wavelength: 510-530nm

Leveling Accuracy:  $\pm 4.5\text{mm}/15\text{m}$

Horizontal/Vertical Accuracy:  $\pm 4.5\text{mm}/15\text{m}$

Leveling/Compensation Range:  $4^\circ \pm 1^\circ$

Up Plumb Accuracy:  $3\text{mm}/10\text{m}$

Down Plumb Accuracy:  $5\text{mm}/10\text{m}$

Working Distance (Dot/Line): 30m

Operating Time: 4 Hours

Power Source: 2x"AA" (LR6)

IP Rating: IP54

Operation Temperature Range:  $-10^\circ\text{C} - +50^\circ\text{C}$

Storage Temperature Range:  $-25^\circ\text{C} - +70^\circ\text{C}$

## Warranty

We are confident of the quality of our products and offer outstanding guarantee for professional users of the products. This statement is in addition to and in no way prejudices your contractual rights as a professional user or your statutory rights as a private non-professional user. We warrant our laser levels against faults in materials and/or workmanship for one year from date of purchase provided that:

- Proof of purchase is produced;
- Service/repairs have not been attempted by unauthorized persons;
- The product has been subject to fair wear and tear;
- The product has not been misused;

Defective products will be repaired or replaced, free of charge or at our discretion, if sent together with proof of purchase to our authorized distributors.



This Warranty does not cover faults caused by accidental damage, unfair wear and tear, and use other than in accordance with the manufacturers' instructions or repair or alteration of this product not authorized by us.

Repair or replacement under this Warranty does not affect the expiry date of the Warranty.

To the extent permitted by law, we shall not be liable under this Warranty for indirect or consequential loss resulting from faults in this product. This Warranty may not be varied without our authorization. Calibration and care are not covered by warranty.

#### **NOTE:**

The customer is responsible for the correct use and care of the tool. Moreover, the customer is completely responsible for periodically checking the accuracy of the laser, and therefore the calibration of the tool.



#### **Distributed by MTi**

Unit 12, Access 18, Kings Weston Lane,  
Bristol BS11 8HT

Tel: 0117 938 6400

Fax: 0117 923 5374

Email: [enquiries.ethos@adivision.co.uk](mailto:enquiries.ethos@adivision.co.uk)

Web: [www.ethos-instruments.co.uk](http://www.ethos-instruments.co.uk)